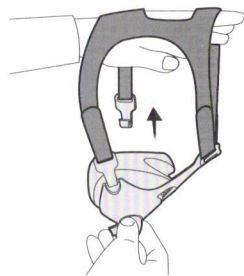


yuwell



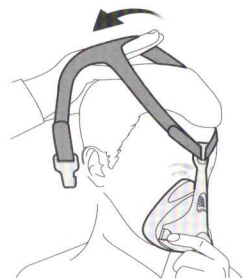
Fitting Guide

Breathwear Series
Full Face Mask YF-01



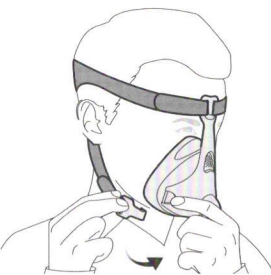
1

Unclip one of the lower headgear clips from the frame.



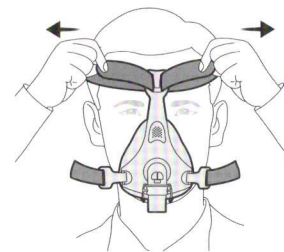
2

Hold the mask steadily on your face and pull the headgear over your head.



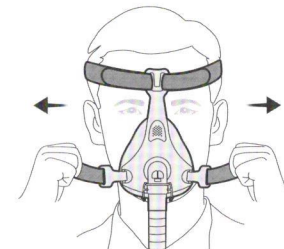
3

Bringing the lower headgear straps below your ears, clip the headgear to the lower part of the frame.



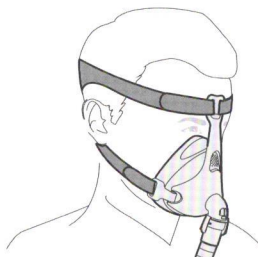
4

Undo the fastening tabs on the upper headgear straps. Pull the straps evenly until they are comfortable and firm, and reattach the Velcro. Ensure that the mask fits well.



5

Undo the fastening tabs on the lower headgear straps. Pull the straps evenly until the mask is stable and comfortable. Reattach the fastening tabs.



6

Your mask and headgear should be positioned as shown in the illustration.